



Hip Monoclonal Antibody

Catalog No	YP-Ab-03436
Isotype	IgG
Reactivity	Human;Bovine;Dog;Pig
Applications	WB;IHC;IF
Gene Name	ST13
Protein Name	Hsc70-interacting protein
Immunogen	Purified recombinant human Hip protein fragments expressed in E.coli.
Specificity	Hip Monoclonal Antibody detects endogenous levels of Hip protein.
Formulation	Purified mouse monoclonal in buffer containing 0.1M Tris-Glycine (pH 7.4, 150 mM NaCl) with 0.2% sodium azide, 50% glycerol.
Source	Monoclonal, Mouse
Purification	Affinity purification
Dilution	Western Blot: 1/1000 - 1/2000. Immunohistochemistry: 1/500 - 1/1000. Immunofluorescence: 1/100 - 1/500. Not yet tested in other applications.
Concentration	1 mg/ml
Purity	≥90%
Storage Stability	-20°C/1 year
Synonyms	ST13; AAG2; FAM10A1; HIP; SNC6; Hsc70-interacting protein; Hip; Aging-associated protein 2; Progesterone receptor-associated p48 protein; Protein FAM10A1; Putative tumor suppressor ST13; Renal carcinoma antigen NY-REN-33; Suppression of tum
Observed Band	
Cell Pathway	Cytoplasm .
Tissue Specificity	Colon mucosa,Epithelium,Fet
Function	function:One HIP oligomer binds the ATPase domains of at least two HSC70 molecules dependent on activation of the HSC70 ATPase by HSP40. Stabilizes the ADP state of HSC70 that has a high affinity for substrate protein. Through its own chaperone activity, it may contribute to the interaction of HSC70 with various target proteins.,similarity:Belongs to the FAM10 family.,similarity:Contains 1 ST11 domain.,similarity:Contains 3 TPR repeats.,subunit:Homotetramer. Interacts with HSC70 as well as DNAJ homologs and HSP90.,
Background	The protein encoded by this gene is an adaptor protein that mediates the association of the heat shock proteins HSP70 and HSP90. This protein has been shown to be involved in the assembly process of glucocorticoid receptor, which requires the assistance of multiple molecular chaperones. The expression of this



gene is reported to be downregulated in colorectal carcinoma tissue suggesting that it is a candidate tumor suppressor gene. Alternative splicing results in multiple transcript variants encoding different isoforms. [provided by RefSeq, Jun 2013],

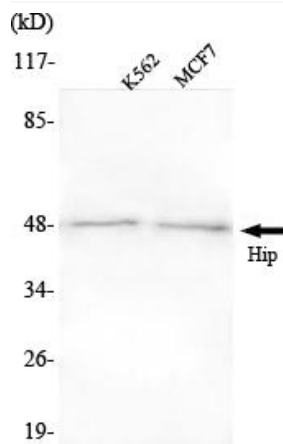
matters needing attention

Avoid repeated freezing and thawing!

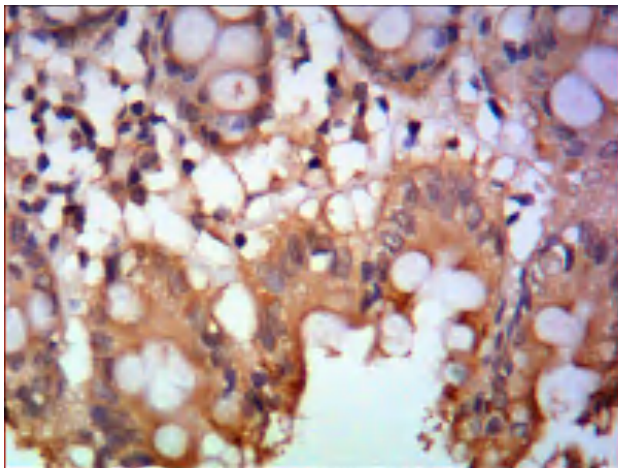
Usage suggestions

This product can be used in immunological reaction related experiments. For more information, please consult technical personnel.

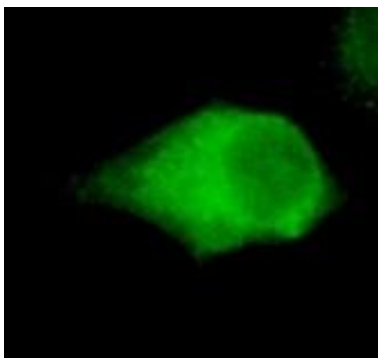
Products Images



Western Blot analysis using Hip Monoclonal Antibody against K562, MCF7 cell lysate.



Immunohistochemistry analysis of paraffin-embedded human colon using Hip Monoclonal Antibody.



Immunofluorescence analysis of HeLa cells using Hip Monoclonal Antibody.